

에어 릴리즈 밸브 (Air Release Valves)

옵션 (Option)

- 진공 체크 (에어의 유입 방지)
- 배출구 후드 (이물질 삽입 방지)
- 볼 & 차단 밸브 (밸브 유지 보수 용이)
- 유량 유입 방지기 (배관 내 오염 방지)
- 백워싱 키트 (오수 사용)



작동 시 이점

- 유량 효율 개선
- 시스템 작동 시 에어 배출
- 시스템 내 서지 방지

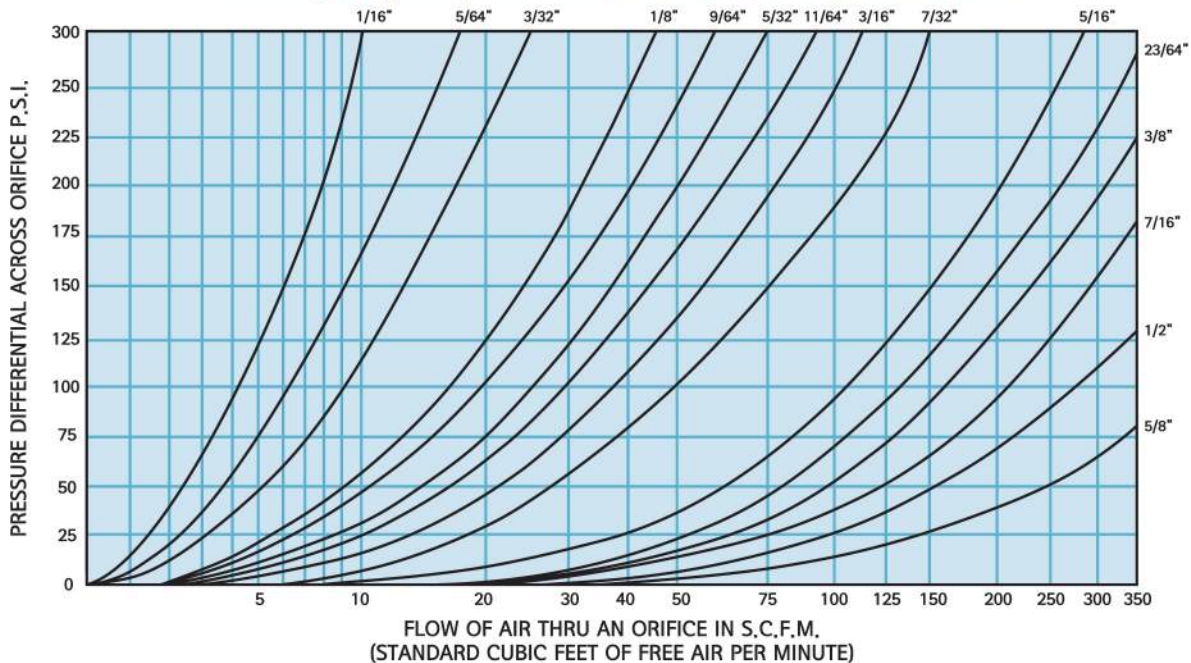
제품 특징

- 스테인리스 스틸 플로트 - 수명보장 (Guarantee)
- 316 스테인리스 스틸 내부 트림
- 완벽한 밀폐를 위한 탄력적인 시트
- 40년 이상의 입증된 성능
- 백워싱을 제거하는 Non-clog 설계



MATERIALS OF CONSTRUCTION		
COMPONENT	STANDARD	OPTIONAL
Body and Cover	Cast Iron ASTM A126 Class B < 300 psig	Ductile Iron ASTM A536 Grade 65-45-12 Stainless Steel ASTM A351 Grade CF8M
Trim	Type 316 Stainless Steel	-
Coating	Universal Alkyd Primer (external)	Non-Stick Fusion Bonded Epoxy (internal & external)

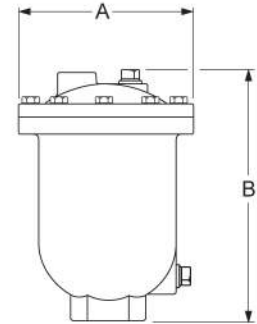
Venting Capacity for Air Release Valve Orifice Sizes



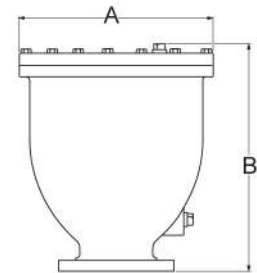
Air Release Valves Installation Dimensions

WATER AIR RELEASE VALVES						
Inlet Size	Outlet Size	Model Number	CWP PSI	Orifice Size	Dimensions	
					A	B
1/2" NPT	1/2" NPT	15A* •	175	1/16"	4 3/4"	5 1/4"
3/4" NPT	1/2" NPT	15A.2* •	175	1/16"	4 3/4"	5 1/4"
1" NPT	1/2" NPT	15A.3* •	175	1/16"	4 3/4"	5 1/4"
1" NPT	1/2" NPT	22.3* •	175	3/32"	5 1/8"	6"
1/2" - 3/4" NPT	1/2" NPT	22.4* •	175	3/32"	5 1/8"	6"
1/2" NPT	1/2" NPT	22.7* •	300	1/16"	5 1/8"	6"
1/2" - 1" NPT	1/2" NPT	22.9*	300	1/16"	5 1/8"	6"
3/4" - 1" NPT	1/2" NPT	25.5*	150	1/8"	6 1/8"	7"
3/4" - 1" NPT	1/2" NPT	25.6*	300	3/32"	6 1/8"	7"
1" NPT	1/2" NPT	38*	150	3/16"	7"	10"
1" NPT	1/2" NPT	38HP*	500	1/8"	7"	10"
2" NPT	1/2" NPT	38.2*	150	3/16"	7"	10"
1" NPT	1/2" NPT	38.5*	300	5/32"	7"	10"
2" NPT	1/2" NPT	38.6*	300	5/32"	7"	10"
2" NPT	1" NPT	45*	150	23/64"	9 1/2"	12 1/4"
2" NPT	1" NPT	45HP*	400	3/16"	9 1/2"	12 1/4"
3" NPT	1" NPT	45.2*	150	23/64"	9 1/2"	12 1/4"
2" NPT	1" NPT	45.5*	300	7/32"	9 1/2"	12 1/4"
3" NPT	1" NPT	45.6*	300	7/32"	9 1/2"	12 1/4"
2" NPT	1" NPT	50*	500	7/32"	10 7/8"	13"
2" NPT	1" NPT	50HP*	1000	1/8"	10 7/8"	13"
6" 125lb Flg	1" NPT	61*	150	1"	18 3/4"	22"

*NSF/ANSI 61 Certified • UL Listed/FM Approved

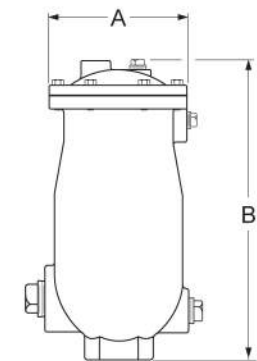


15A - 50HP
Air Release Valve



61
Air Release Valve

WASTEWATER AIR RELEASE VALVES						
Inlet Size	Outlet Size	Model Number	CWP PSI	Orifice Size	Dimensions	
					A	B
2" NPT	1/2" NPT	48A	150	3/16"	7"	15 5/16"
3" NPT	1/2" NPT	48A.2	150	3/16"	7"	15 5/16"
2" NPT	1/2" NPT	48A.4	75	5/16"	7"	15 5/16"
3" NPT	1/2" NPT	48A.5	75	5/16"	7"	15 5/16"
2" NPT	1" NPT	49A	150	7/16"	9 1/2"	17 9/16"
3" NPT	1" NPT	49A.2	150	7/16"	9 1/2"	17 9/16"
2" NPT	1" NPT	49A.4	75	1/2"	9 1/2"	17 9/16"
3" NPT	1" NPT	49A.5	75	1/2"	9 1/2"	17 9/16"
4" NPT	1" NPT	49A.6	75	1/2"	9 1/2"	17 9/16"



48A - 49A.6
Wastewater Air
Release Valves